

### Description and Application

The KMD-5567 provides surge suppression for one or two pairs of low-voltage data signal lines with three-stage hybrid technology. The KMD-5567 addresses overvoltage transients with gas tubes and silicon avalanche components. In addition, sneak and fault currents are mitigated with resettable (Positive Temperature Coefficient) fuses. The PTCs increase resistance several orders of magnitude when over-currents exceed safe levels. A normal state resumes when over-currents are removed. The ability to self-restore in this manner significantly increases suppressor performance and survivability.

The KMD-5567 is a two part unit consisting of the HPO-0066 suppressor module and the HPO-0067 terminal connector. If the suppressor is damaged because of a lightning strike, causing the protected circuit to open, simply replace the HPO-0066 suppressor module.

When properly installed and wired, the KMD-5567 can protect the digital communication circuitry from lightning damage. The KMD-5567 is installed at building exits and entrances to provide surge suppression for one or two pairs of data signal lines. In smoke control applications, one KMD-5567 is also required for the EIA-485 terminals of every controller and repeater as well.

### Features

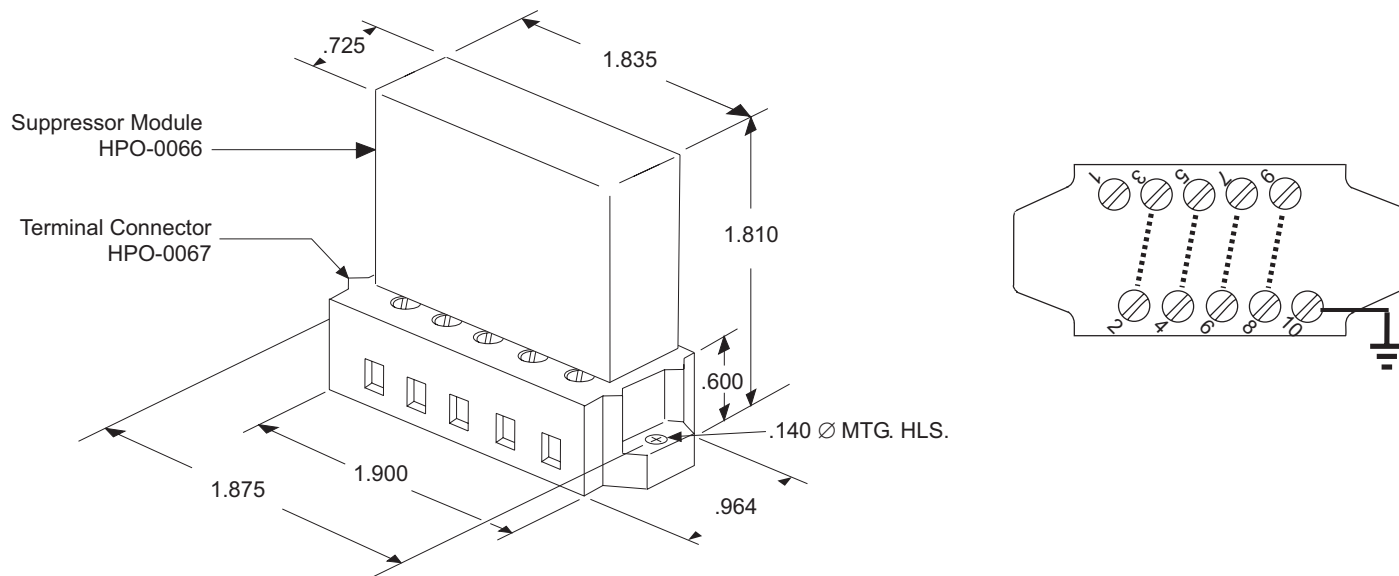
- ◆ Gas and silicon avalanche overvoltage transient suppression
- ◆ Self-restorable resettable fuses protect against sneak and fault currents
- ◆ Easily replaced suppressor module



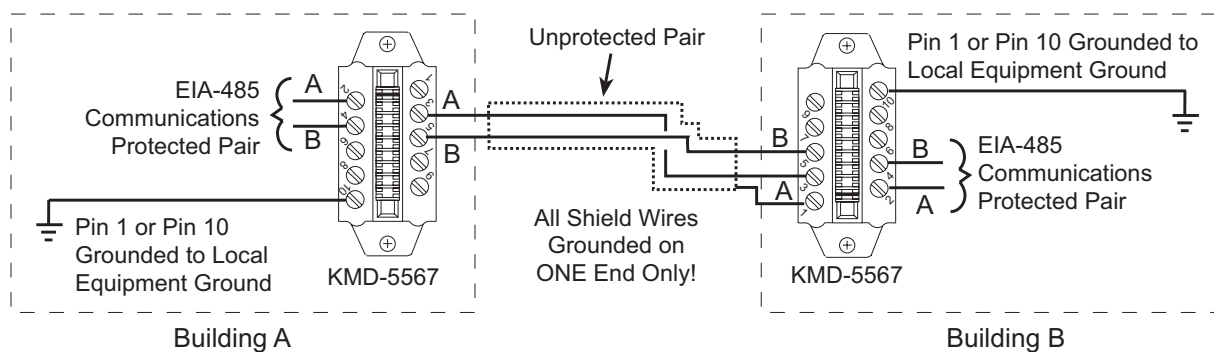
### Specifications

<b>Peak Surge Current</b>	8 x 20 $\mu$ s 10 kA 10 x 700 $\mu$ s 500 A per line
<b>Life Expectancy</b>	8 x 20 $\mu$ s (2000 A), 100 Occurrences 10 x 700 $\mu$ s (400 A) 100 Occurrences
<b>Response Time</b>	<1 Nanosecond
<b>Voltage Clamp</b>	15 Volts
<b>Technology</b>	Silicon Avalanche Diode Hybrid
<b>Resistance</b>	8.0 ohms per line
<b>Capacitance</b>	1500 pf (average)
<b>Weight</b>	2.0 oz. (56.7 g)
<b>Regulatory</b>	UL 497B Isolated Loop Circuit Protectors listed UL 864 Smoke Control Equip- ment listed (UUKL)—see Smoke Control Manuals 000-035-08 (BACnet) and/or 000-035-09 (KMDigital) for smoke control application information
<b>Ambient Limits</b>	
Operating	-40° to 185° F (-40° to 85° C)
Shipping	-40° to 185° F (-40° to 85° C)
Humidity	0 to 95% RH, non-condensing

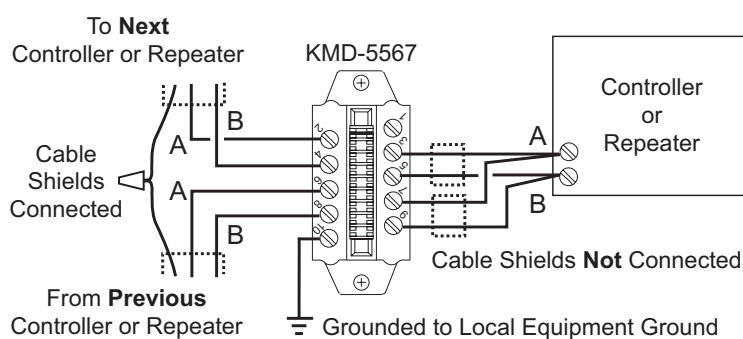
## Dimensions, Wiring, and Sample Applications



*Dimensions and Terminal Connections*



*Network Protection with Multiple Buildings*



*Individual Controller Protection (Required in Smoke Control Applications)*

## Accessories/Repair Parts

HPO-0066      Suppressor Module  
HPO-0067      Terminal Connector

**KMC Controls, Inc.**  
19476 Industrial Drive  
New Paris, IN 46553  
574.831.5250

[www.kmcccontrols.com](http://www.kmcccontrols.com); [info@kmcccontrols.com](mailto:info@kmcccontrols.com)